



St. ANDREWS SCOTS SCHOOL
Adjacent Navniti Apartments, I.P. Extension (Patparganj),

Delhi-110092

Session: 2024-2025



HOLIDAY HOMEWORK

NAME- _____

CLASS- 1st SEC- _____



 Canva

SUMMER VACATION:

Instructions for Holiday Homework:

- Summer is the hottest season of the year but children enjoy a lot in the season with their family and friends. 
- This is a very interesting and entertaining season for them as they enjoy swimming, visit mountains areas, and enjoy their favourite food.  
- We are sending few assignments that would help the children to grasp the work done in the class.
- Holiday homework has to be done under the parental guidance.
- Fix a time- table for your ward to organise his/her daily routine like reading story books, play with puzzles and indoor games(focus less on TV& games). 
- Students must take  printout to do the Holiday homework and put it in a folder. 
- Read one paragraph from English book and Hindi book in front of mirror daily.
- Students must do writing practice daily from English and Hindi book(use rough notebook only).



JOIN THE WORDS

LOOK AT THE PICTURES
AND ARRANGE THE WORDS CORRECTLY.



O S
H E



A T C



A E R
B



K O
C R



C E I



Match a word with a picture.

yellow •



boy •



toy car •



ball •



doll •



box •



girl •



play •



red •



Consonant and Vowels


Write the letters in the right column.

a	s	w	i	u
p	q	e	t	o


consonant		vowels	
<input type="text"/>	<input type="text"/>	<input type="text"/>	<input type="text"/>
<input type="text"/>	<input type="text"/>	<input type="text"/>	<input type="text"/>
<input type="text"/>	<input type="text"/>	<input type="text"/>	<input type="text"/>

Write in the correct vowel sound to complete each word.


Vowels				
a	e	i	o	u

1) _ pple 


5) b _ nch 


2) s _ t 

6) v _ n 

3) d _ g 

7) b _ s 

4) r _ d 

8) p _ g 

Fill in the blanks with correct letters beginning
with consonant sound



_anana



_an



_ap



_uck



_og



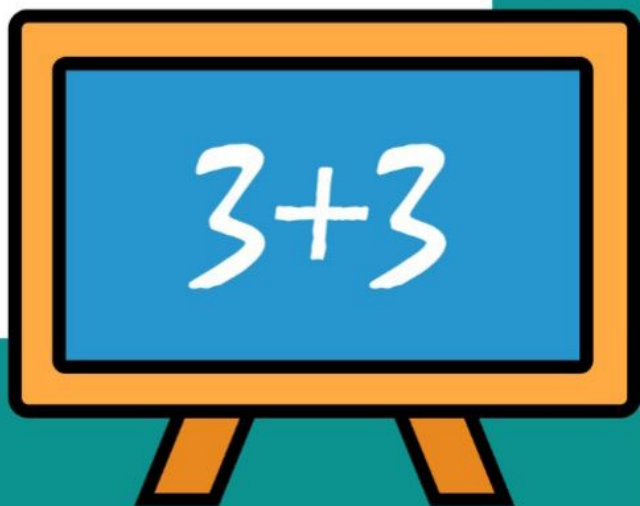
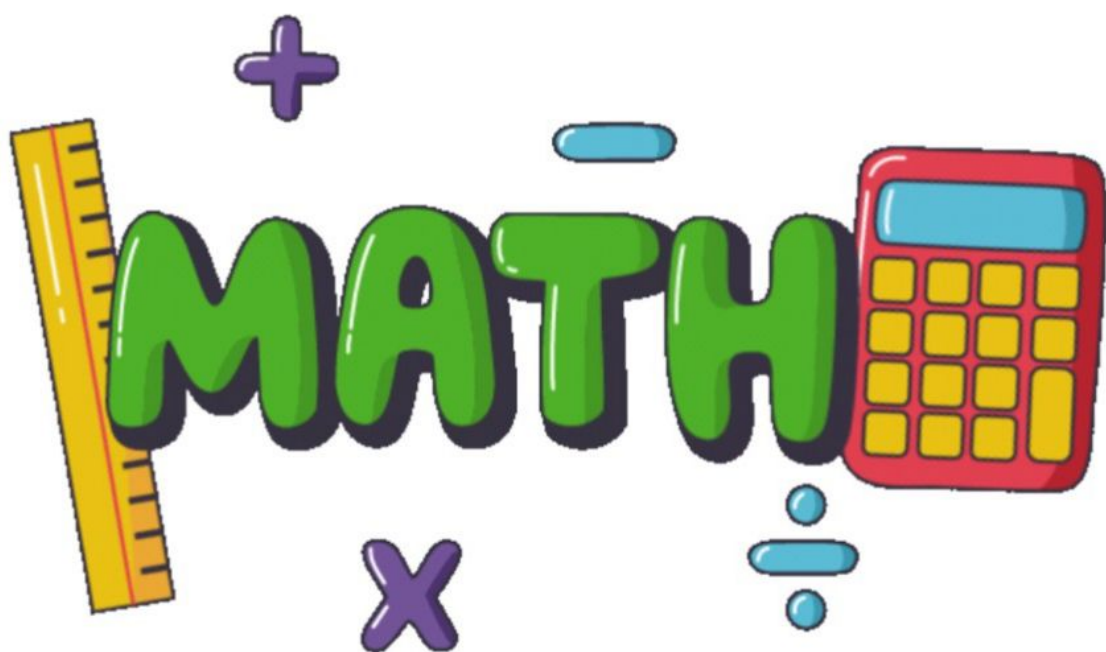
_ango



_iraffe



_all



missing numbers 1- 100 worksheet

1	2		4	5			8		10
11		13			16		18	19	
21	22		24		26	27		29	30
		33	34	35		37		39	
41	42			45		47	48		50
51		53	54	55	56			59	60
61	62	63		65		67			70
71		73	74		76		78		
	82	83		85	86	87	88		90
91			94	95		97		99	

Compare the numbers. Write the correct symbol.
Less than $<$, Greater than $>$, or equal $=$ to.



$12 < 17$

$38 \bigcirc 38$

$23 \bigcirc 27$

$10 \bigcirc 100$

$53 \bigcirc 53$

$46 \bigcirc 36$

$89 \bigcirc 99$

$75 \bigcirc 76$

$67 \bigcirc 76$

$61 \bigcirc 59$













$15 \bigcirc 26$

$55 \bigcirc 47$

$25 \bigcirc 52$

$18 \bigcirc 21$

Before - Between - After (1-100)

Before	Between	After
 ___ 28	 34 ___ 36	 19 ___
 ___ 75	 63 ___ 65	 54 ___
 ___ 84	 46 ___ 48	 77 ___
 ___ 91	 87 ___ 89	 60 ___

Addition

$$\begin{array}{r} 6 \\ + 1 \\ \hline \end{array}$$

$$\begin{array}{r} 6 \\ + 2 \\ \hline \end{array}$$

$$\begin{array}{r} 6 \\ + 3 \\ \hline \end{array}$$

$$\begin{array}{r} 6 \\ + 4 \\ \hline \end{array}$$

$$\begin{array}{r} 6 \\ + 5 \\ \hline \end{array}$$

$$\begin{array}{r} 6 \\ + 6 \\ \hline \end{array}$$

$$\begin{array}{r} 6 \\ + 7 \\ \hline \end{array}$$

$$\begin{array}{r} 6 \\ + 8 \\ \hline \end{array}$$

$$\begin{array}{r} 6 \\ + 9 \\ \hline \end{array}$$

$$\begin{array}{r} 6 \\ + 10 \\ \hline \end{array}$$

$$\begin{array}{r} 2 \\ + 6 \\ \hline \end{array}$$

$$\begin{array}{r} 2 \\ + 7 \\ \hline \end{array}$$

$$\begin{array}{r} 2 \\ + 8 \\ \hline \end{array}$$

$$\begin{array}{r} 2 \\ + 9 \\ \hline \end{array}$$

$$\begin{array}{r} 2 \\ + 10 \\ \hline \end{array}$$

Subtraction

$$\begin{array}{r} 2 \\ - 1 \\ \hline \end{array}$$

$$\begin{array}{r} 3 \\ - 2 \\ \hline \end{array}$$

$$\begin{array}{r} 4 \\ - 1 \\ \hline \end{array}$$

$$\begin{array}{r} 5 \\ - 2 \\ \hline \end{array}$$

$$\begin{array}{r} 6 \\ - 3 \\ \hline \end{array}$$

$$\begin{array}{r} 7 \\ - 6 \\ \hline \end{array}$$

$$\begin{array}{r} 4 \\ - 2 \\ \hline \end{array}$$

$$\begin{array}{r} 6 \\ - 5 \\ \hline \end{array}$$

$$\begin{array}{r} 8 \\ - 2 \\ \hline \end{array}$$

$$\begin{array}{r} 2 \\ - 0 \\ \hline \end{array}$$

$$\begin{array}{r} 9 \\ - 9 \\ \hline \end{array}$$

$$\begin{array}{r} 5 \\ - 3 \\ \hline \end{array}$$



हिजडा



अ

आ औं

इ

ई



एक अक्षर के साथ अलग-अलग अक्षर जोड़कर शब्द बनाना सीखे।

क	ल	कल
	म	कम
	प	कप

फ	ल	
	न	
	ट	

स	र	
	ब	
	च	

आ	प	
	म	
	ग	

ह	म	
	ल	
	क	

म	न	
	ल	
	र	

खाली जगह भरें।




ज




फ



ज्ञ




न



छ



ढ



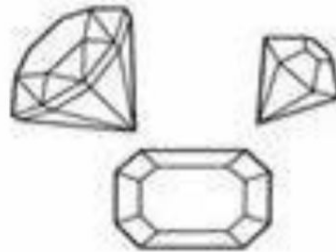
ख

1

क



त्र



ग

अक्षर जोड़ो और शब्द बनाओ

क + म + ल =



स + ड़ + क =



म + ट + र =



ब + त + ख =



श + ह + द =



न + म + क =



भ + व + न =



प + द + क =



तीन अक्षर वाले शब्दों का अभ्यास करें।

अ + क्ष + र =

क + म + ल =

म + ट + र =

स + म + य =

अ + म + र =

स + र + ल =

न + म + क =

ख + ब + र =

ल + ह + र =

प + व + न =

चार अक्षर वाले शब्दों का अभ्यास करे।


अ + च + र + ज	=	
अ + ज + ग + र	=	
ब + च + प + न	=	
झ + ट + प + ट	=	
अ + फ + स + र	=	
म + त + ल + ब	=	
ब + र + ग + द	=	
उ + ल + झ + न	=	
अ + व + स + र	=	
म + ख + म + ल	=	

आ की मात्रा (I) का ज्ञान

चित्रों को उनके नामों से मिलाइए।



छाता




अनार



बालक



टमाटर



चरखा



दवात



हाथ



नाव

नाम पढ़कर चित्र से जोड़ो



ताला

वानर

काला

छाता

माला

बाजा

राजा

बादल

छात्रा

तालाब








ALL ABOUT ME



My Name is:



This is a Picture of Me



I am _____ years old



old

My Birthday is:



My Favorite Color is:




I love to eat:



My Favorite Activities:



Paste the Picture of your family members.



My Family Tree



BODY PARTS

Identify and match the body parts

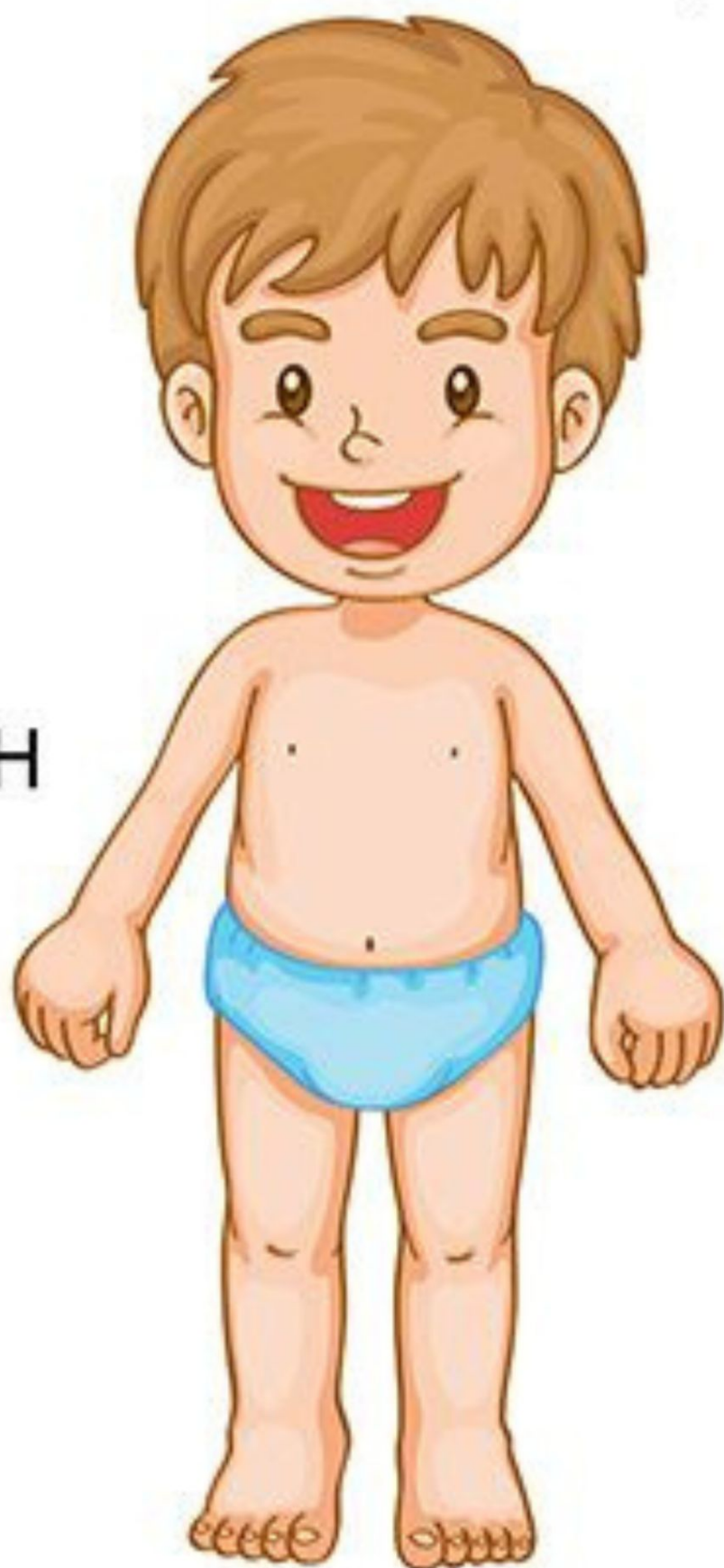
EAR

EYE

MOUTH

HAND

LEG



HAIR

NECK

NOSE

ARM

FOOT

Write the name of Sense Organs

1. I can smell with my



2. I can taste with my




3. I can feel with my



4. I can see with my



5. I can hear with my





GK





National Symbols of India



Flag




Emblem



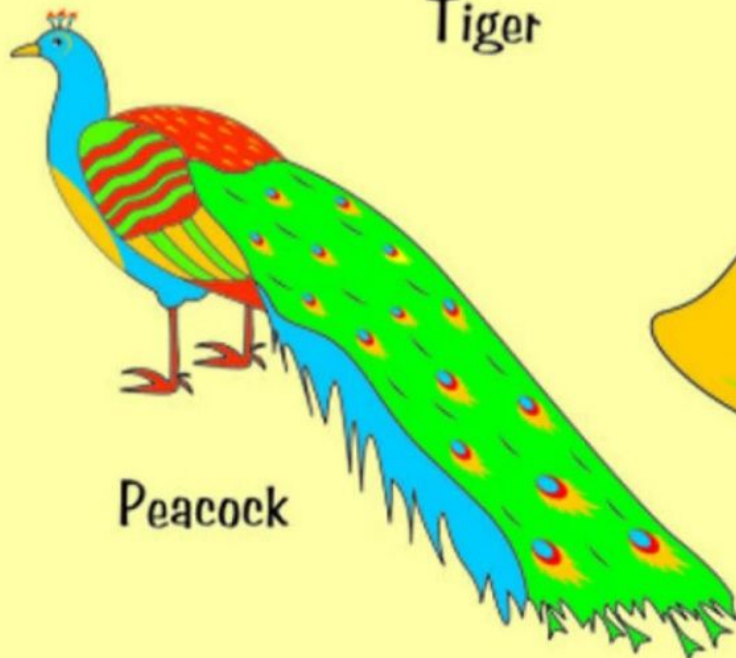
Hockey



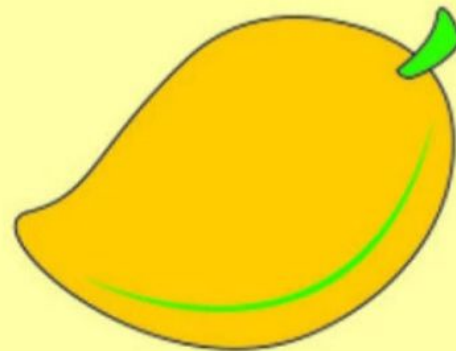
Tiger



Lotus



Peacock



Mango



Word Search (National Symbols)



Hockey



Mango



Peacock



Indian Rupees



Tiger



Lotus

Circle the name of the picture given



India

Ganesh

Gandhi



Taj Mahal

peacock

elephant



Taj Mahal

lotus

saree



peacock

Gandhi

Ganesh



elephant

sitar

lotus



Buddha

saree

turban




Colour the Scenery.

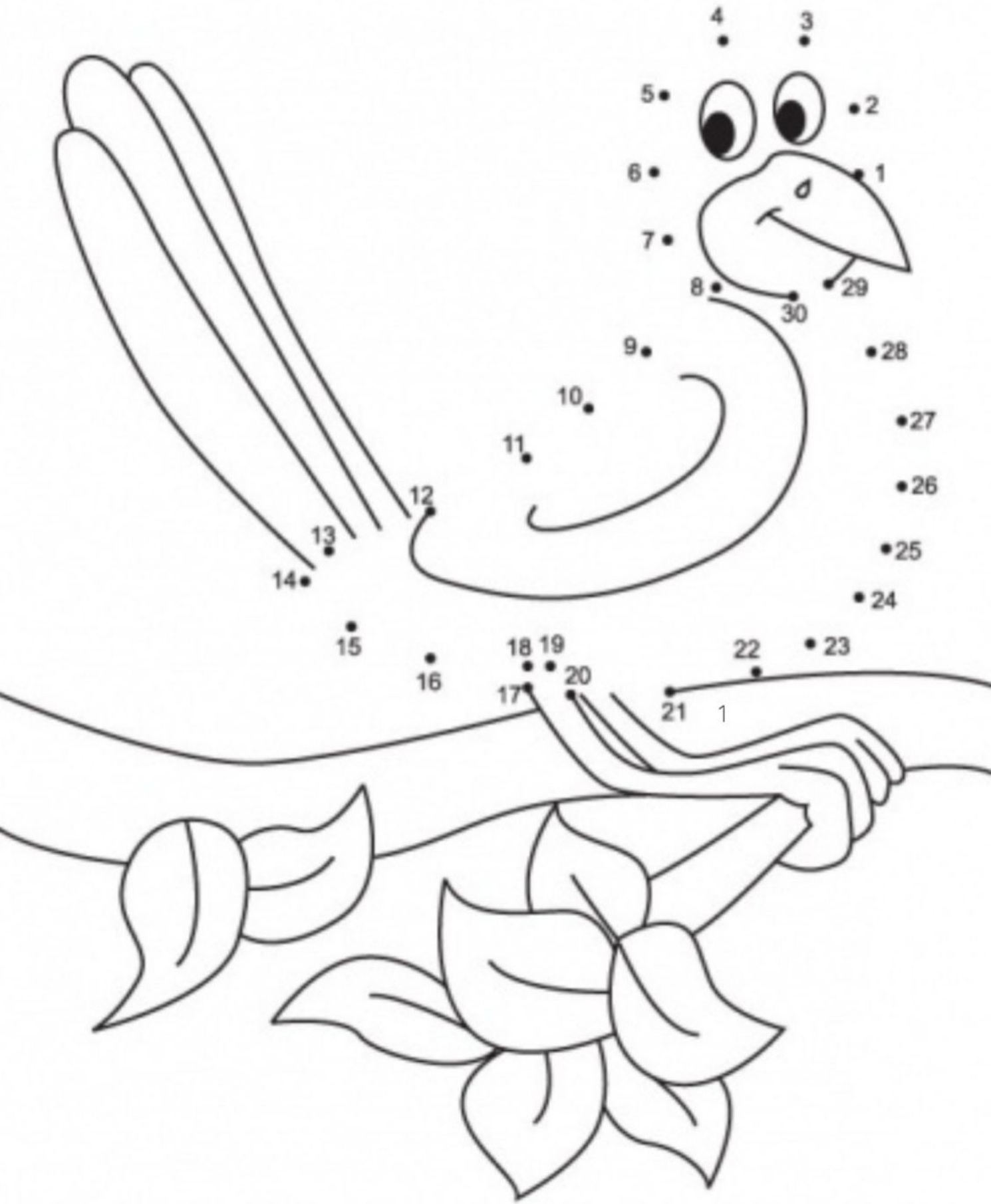


**Colour this Frame and paste a photograph
with your Father**

HAPPY FATHER'S DAY



Join the dots and complete the picture, then colour it



21st June International YOGA DAY



ACTIVITIES

- **Make one innovative thing according to your section by using waste materials.**

Section F- Flower pot- using plastic water bottle

Section G- Pencil stand

- **Complete Father's day activity.**
- **Join the dots and complete the picture, then colour it.**
- **Complete pages 7 to 11 , 13 ,17 and 23 in Art & Craft book.**
- **Complete pages 8 to 17 in Cursive writing.**
- **Complete pages 12 ,17, 83 , 85 in Maths book.**

A festive holiday-themed graphic. At the top center is a large, bright yellow sun with a textured, grainy surface, surrounded by a red, scalloped border. Below the sun are several colorful flowers: yellow hibiscus-like flowers and pink hibiscus-like flowers, all with green leaves. The background is a light cream color, scattered with small, colorful confetti pieces in red, blue, and yellow. The text "Happy Holidays" is written in a bold, blue, sans-serif font with a white outline and a slight drop shadow. The word "Happy" is on the top line, and "Holidays" is on the bottom line. The text is centered and surrounded by the floral and confetti elements.

Happy Holidays

ENJOY & HAVE FUN!!

STAY SAFE AND HEALTHY

A blue, wavy, textured border at the bottom of the page, resembling a stylized ocean or waves. The texture is grainy and the color is a vibrant blue.